

Make the word using playdough to fill the letter shapes:

door

Make the word using letters:

Trace the word:

door



Underline the word:

Write the word:

Two sets of handwriting lines, each consisting of a solid top line, a dashed middle line, and a solid bottom line. A yellow pencil is positioned at the end of the second set of lines.



**Shut the door!**

Make the word using playdough to fill the letter shapes:

floor

Make the word using letters:

Trace the word:

floor

Underline the word:

**I must mop  
the floor.**

Write the word:

Handwriting practice lines consisting of two sets of three horizontal lines: a solid top line, a dashed middle line, and a solid bottom line. A yellow pencil is positioned at the end of the second set of lines.



Make the word using playdough to fill the letter shapes:

poor

Make the word using letters:

Trace the word:

poor




Underline the word:

Poor old  
Jack had to  
sell his cow.

Write the word:

Handwriting practice lines consisting of two sets of three horizontal lines: a solid top line, a dashed middle line, and a solid bottom line.



Make the word using playdough to fill the letter shapes:

because

Make the word using letters:

Trace the word:

because



Underline the word:

Write the word:

\_\_\_\_\_

-----

\_\_\_\_\_

-----



I need to go the  
supermarket  
because I have  
run out of baked  
beans.

Make the word using playdough to fill the letter shapes:

find

Make the word using letters:

Trace the word:

find


Underline the word:



Write the word:

Handwriting practice lines consisting of two sets of three horizontal lines: a solid top line, a dashed middle line, and a solid bottom line. A yellow pencil is positioned at the end of the second set of lines, pointing towards the right.

Can you find the missing button?



Make the word using playdough to fill the letter shapes:

kind

Make the word using letters:

Trace the word:

kind



Underline the word:

**Dad tells me  
to be kind to  
others.**

Write the word:

Handwriting practice lines consisting of two sets of three horizontal lines: a solid top line, a dashed middle line, and a solid bottom line. A yellow pencil is positioned to the right of the second set of lines.



Make the word using playdough to fill the letter shapes:

mind

Make the word using letters:

Trace the word:

mind

Underline the word:

Write the word:

Handwriting practice lines consisting of two sets of three horizontal lines: a solid top line, a dashed middle line, and a solid bottom line. A yellow pencil is positioned to the right of the second set of lines.



**Mind the step!**

Make the word using playdough to fill the letter shapes:

behind

Make the word using letters:

Trace the word:

behind




Underline the word:

**Joe is behind  
Freddie in  
the line.**

Write the word:

Handwriting practice lines consisting of two solid orange lines with a dashed grey line in the middle, repeated twice.





Make the word using playdough to fill the letter shapes:

child

Make the word using letters:

Trace the word:

child

Underline the word:

**The child  
was crying.**

Write the word:

\_\_\_\_\_

-----

\_\_\_\_\_

-----



Make the word using playdough to fill the letter shapes:

children

Make the word using letters:

Trace the word:

children



Underline the word:

**Look at the children in the playground.**

Write the word:

Handwriting practice lines consisting of a solid top line, a dashed middle line, and a solid bottom line.



Make the word using playdough to fill the letter shapes:

wild

Make the word using letters:

Trace the word:

wild

Underline the word:

**The weather  
is wild  
today.**

Write the word:

\_\_\_\_\_

-----

\_\_\_\_\_

-----



Make the word using playdough to fill the letter shapes:

climb

Make the word using letters:

Trace the word:

climb



Underline the word:

Write the word:

\_\_\_\_\_

-----

\_\_\_\_\_

-----



**Watch Jack  
climb the  
beanstalk.**



Make the word using playdough to fill the letter shapes:

most

Make the word using letters:

Trace the word:

most

Underline the word:

Who has the most pocket money?

Write the word:

Handwriting practice lines consisting of two sets of three horizontal lines: a solid top line, a dashed middle line, and a solid bottom line.



Make the word using playdough to fill the letter shapes:

only

Make the word using letters:

Trace the word:


only

Underline the word:

I only have  
one sweet  
left.

Write the word:

Handwriting practice lines consisting of two sets of three horizontal lines: a solid top line, a dashed middle line, and a solid bottom line. A yellow pencil is positioned at the end of the second set of lines.



Make the word using playdough to fill the letter shapes:

both

Make the word using letters:

Trace the word:

both

Underline the word:

Write the word:

\_\_\_\_\_

-----

\_\_\_\_\_

-----



**Both of my wellies are wet.**

Make the word using playdough to fill the letter shapes:

old

Make the word using letters:

Trace the word:

old

Underline the word:

**The little old man planted some turnip seeds.**

Write the word:

Handwriting practice lines consisting of two sets of three horizontal lines: a solid top line, a dashed middle line, and a solid bottom line. A yellow pencil is positioned at the end of the second set of lines.





Make the word using playdough to fill the letter shapes:

cold

Make the word using letters:

Trace the word:

cold

Underline the word:

My cup of  
tea has gone  
cold.

Write the word:

Handwriting practice lines consisting of two sets of three horizontal lines: a solid top line, a dashed middle line, and a solid bottom line.



Make the word using playdough to fill the letter shapes:

gold

Make the word using letters:

Trace the word:

gold



Underline the word:

**Look for the  
pot of gold at  
the end of the  
rainbow.**

Write the word:

Handwriting practice lines consisting of two solid orange lines, a dashed grey middle line, and another solid orange bottom line. A yellow pencil is positioned at the end of the lines on the right side.



Make the word using playdough to fill the letter shapes:

hold

Make the word using letters:

Trace the word:

hold



Underline the word:

Mum tells me to hold on tight on the swings.

Write the word:

Handwriting practice lines consisting of two solid orange lines with a dashed grey line in the middle, repeated twice.



Make the word using playdough to fill the letter shapes:

told

Make the word using letters:

Trace the word:

told

Underline the word:

**Dad told the  
boy a funny  
story.**

Write the word:

Handwriting practice lines consisting of two sets of three horizontal lines: a solid top line, a dashed middle line, and a solid bottom line.



Make the word using playdough to fill the letter shapes:

every

Make the word using letters:

Trace the word:

every

Underline the word:

Write the word:

\_\_\_\_\_

-----

\_\_\_\_\_

-----



I get the  
hiccups every  
time I laugh a  
lot.

Make the word using playdough to fill the letter shapes:

great

Make the word using letters:

Trace the word:

great



Underline the word:

Write the word:

Blank handwriting lines consisting of a solid top line, a dashed middle line, and a solid bottom line, with a yellow pencil icon to the right.

We are having  
a great time  
at the beach.



Make the word using playdough to fill the letter shapes:

break

Make the word using letters:

Trace the word:

break

Underline the word:

If you drop  
a glass it  
might break.

Write the word:

Handwriting practice lines consisting of two sets of three horizontal lines: a solid top line, a dashed middle line, and a solid bottom line. A yellow pencil is positioned to the right of each set of lines.



Make the word using playdough to fill the letter shapes:

steak

Make the word using letters:

Trace the word:

steak

Underline the word:

I am having  
steak for my  
dinner.


Write the word:

\_\_\_\_\_

-----

\_\_\_\_\_

-----





Make the word using playdough to fill the letter shapes:

pretty

Make the word using letters:

Trace the word:

pretty



Underline the word:

Write the word:

\_\_\_\_\_

-----

\_\_\_\_\_

-----



**What pretty  
flowers.**



Make the word using playdough to fill the letter shapes:

beautiful

Make the word using letters:

Trace the word:

beautiful



Underline the word:

**The bride  
is wearing  
a beautiful  
dress.**

Write the word:

Handwriting practice lines consisting of a solid top line, a dashed middle line, and a solid bottom line. A yellow pencil is positioned to the right of the lines.



Make the word using playdough to fill the letter shapes:

after

Make the word using letters:

Trace the word:

after



Underline the word:

Pip went to  
the library  
after lunch.

Write the word:

Handwriting practice lines consisting of two solid orange lines, a dashed grey middle line, and another solid orange bottom line.



Make the word using playdough to fill the letter shapes:

fast

Make the word using letters:

Trace the word:


fast

Underline the word:

The sports  
car is very  
fast.

Write the word:

Handwriting practice lines consisting of two sets of three horizontal lines: a solid top line, a dashed middle line, and a solid bottom line.



Make the word using playdough to fill the letter shapes:

last

Make the word using letters:

Trace the word:

last

Underline the word:

Harry came last in the race but he tried his best.

Write the word:

Handwriting practice lines consisting of a solid top line, a dashed middle line, and a solid bottom line.



Make the word using playdough to fill the letter shapes:

past

Make the word using letters:

Trace the word:

past

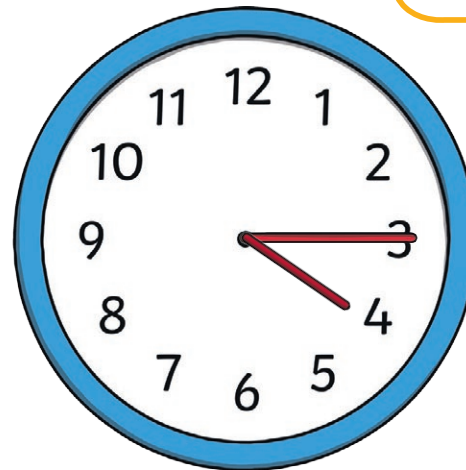
Underline the word:



Write the word:

Handwriting practice lines consisting of a solid top line, a dashed middle line, and a solid bottom line. A yellow pencil is positioned at the end of the lines.

**It is quarter  
past 4.**



Make the word using playdough to fill the letter shapes:

father

Make the word using letters:

Trace the word:

father




Underline the word:

**My father  
works in a  
factory.**

Write the word:

Handwriting practice lines consisting of two sets of three horizontal lines: a solid top line, a dashed middle line, and a solid bottom line.



Make the word using playdough to fill the letter shapes:

class

Make the word using letters:

Trace the word:


class

Underline the word:

**Our class are going to the museum on Tuesday.**

Write the word:

Handwriting practice lines consisting of two solid orange lines and a dashed grey line in the middle.





Make the word using playdough to fill the letter shapes:

grass

Make the word using letters:

Trace the word:

grass

Underline the word:

Write the word:

\_\_\_\_\_

-----

\_\_\_\_\_

-----



**There are lots of daisies growing in the grass.**

Make the word using playdough to fill the letter shapes:

pass

Make the word using letters:

Trace the word:

pass

Underline the word:

Pass me  
the honey,  
please.

Write the word:

\_\_\_\_\_

-----

\_\_\_\_\_

-----



Make the word using playdough to fill the letter shapes:

plant

Make the word using letters:

Trace the word:

plant

Underline the word:

**We are going  
to plant some  
sunflowers  
tomorrow.**

Write the word:

\_\_\_\_\_

-----

\_\_\_\_\_

-----



Make the word using playdough to fill the letter shapes:

path

Make the word using letters:

Trace the word:

path



Underline the word:

**Mum told me  
to stay on  
the path.**

Write the word:

Handwriting practice lines consisting of a solid top line, a dashed middle line, and a solid bottom line. A yellow pencil is positioned to the right of the lines.



Make the word using playdough to fill the letter shapes:

bath

Make the word using letters:

Trace the word:

bath

Underline the word:

What a lovely bubbly bath this is!

Write the word:

Handwriting practice lines consisting of a solid top line, a dashed middle line, and a solid bottom line. A yellow pencil is positioned to the right of the lines.



Make the word using playdough to fill the letter shapes:

hour

Make the word using letters:

Trace the word:

hour

Underline the word:

**The train  
will be here  
in one hour.**


Write the word:

\_\_\_\_\_

-----

\_\_\_\_\_

-----



Make the word using playdough to fill the letter shapes:

move

Make the word using letters:

Trace the word:

move

Underline the word:

**We are going  
to move to a  
new house.**

Write the word:

\_\_\_\_\_

-----

\_\_\_\_\_

-----



Make the word using playdough to fill the letter shapes:

prove

Make the word using letters:

Trace the word:

prove




Underline the word:

**I can prove that Dennis took the last cookie.**

Write the word:

Two sets of handwriting lines, each consisting of a solid top line, a dashed middle line, and a solid bottom line. A yellow pencil is positioned at the end of the second set of lines.





Make the word using playdough to fill the letter shapes:

improve

Make the word using letters:

Trace the word:

improve



Underline the word:

We try to improve our work.

Write the word:

Handwriting practice lines consisting of two sets of three horizontal lines: a solid top line, a dashed middle line, and a solid bottom line.



Make the word using playdough to fill the letter shapes:

sure

Make the word using letters:

Trace the word:

sure

Underline the word:

I am sure  
I put my  
homework in  
my rucksack.

Write the word:

\_\_\_\_\_

-----

\_\_\_\_\_

-----



Make the word using playdough to fill the letter shapes:

sugar

Make the word using letters:

Trace the word:

sugar



Underline the word:

Write the word:

Two sets of handwriting lines. Each set consists of a solid top line, a dashed middle line, and a solid bottom line. A yellow pencil is positioned at the end of the second set of lines.

**Add 3  
teaspoons of  
sugar to the  
mixture.**



Make the word using playdough to fill the letter shapes:

eye

Make the word using letters:

Trace the word:

eye

Underline the word:

**I spy with  
my little eye!**

Write the word:

Handwriting practice lines consisting of two solid orange lines, a dashed gray middle line, and another solid orange bottom line.



Make the word using playdough to fill the letter shapes:

could

Make the word using letters:

Trace the word:

could




Underline the word:

The puppy  
could sit but  
not for very  
long.

Write the word:

Handwriting practice lines consisting of two sets of three horizontal lines: a solid top line, a dashed middle line, and a solid bottom line. A yellow pencil is positioned to the right of the second set of lines.



Make the word using playdough to fill the letter shapes:

should

Make the word using letters:

Trace the word:

should



Underline the word:

**We should  
recycle  
our plastic  
bottles.**


Write the word:

\_\_\_\_\_

-----

\_\_\_\_\_

-----



Make the word using playdough to fill the letter shapes:

would

Make the word using letters:

Trace the word:

would

Underline the word:

Write the word:

\_\_\_\_\_

-----

\_\_\_\_\_

-----



**Would you like a drink?**

Make the word using playdough to fill the letter shapes:

who

Make the word using letters:

Trace the word:

who

Underline the word:

Who has  
seen my  
keys?

Write the word:

\_\_\_\_\_

-----

\_\_\_\_\_

-----





Make the word using playdough to fill the letter shapes:

whole

Make the word using letters:

Trace the word:

whole

Underline the word:

I am so hungry  
I could eat a  
whole bunch of  
bananas.


Write the word:

\_\_\_\_\_

-----

\_\_\_\_\_

-----



Make the word using playdough to fill the letter shapes:

any

Make the word using letters:

Trace the word:


any

Underline the word:

Have you got  
any crayons?

Write the word:

Handwriting practice lines consisting of two sets of three horizontal lines: a solid top line, a dashed middle line, and a solid bottom line.



Make the word using playdough to fill the letter shapes:

many

Make the word using letters:

Trace the word:

many

Underline the word:



Write the word:

Handwriting practice lines consisting of two sets of three horizontal lines: a solid top line, a dashed middle line, and a solid bottom line. A yellow pencil is positioned at the end of the second set of lines.

How many  
teddies have  
you got?



Make the word using playdough to fill the letter shapes:

clothes

Make the word using letters:

Trace the word:

clothes

Underline the word:

**Lucy got some new clothes for her birthday.**

Write the word:

\_\_\_\_\_

-----

\_\_\_\_\_

-----



Make the word using playdough to fill the letter shapes:

busy

Make the word using letters:

Trace the word:

busy

Underline the word:

Duncan was  
very busy in  
the garden.

Write the word:

\_\_\_\_\_

-----

\_\_\_\_\_

-----



Make the word using playdough to fill the letter shapes:

people

Make the word using letters:

Trace the word:

people



Underline the word:

**The people  
waited in the  
queue.**

Write the word:

Handwriting practice lines consisting of two sets of three horizontal lines: a solid top line, a dashed middle line, and a solid bottom line.



Make the word using playdough to fill the letter shapes:

water

Make the word using letters:

Trace the word:

water

Underline the word:

**Water your  
plants every  
day.**

Write the word:

\_\_\_\_\_

-----

\_\_\_\_\_

-----



Make the word using playdough to fill the letter shapes:

again

Make the word using letters:

Trace the word:

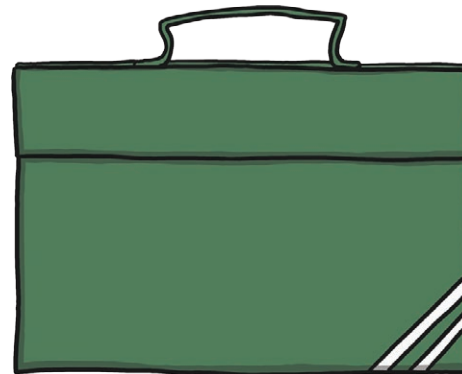
again

Underline the word:

**I have  
forgotten my  
book bag again.**

Write the word:

Handwriting practice lines consisting of two solid orange lines and a dashed grey line in the middle.





Make the word using playdough to fill the letter shapes:

half

Make the word using letters:

Trace the word:


half

Underline the word:

**My brother and  
I have half a  
pizza each.**

Write the word:

Handwriting practice lines consisting of two solid orange lines with a dashed grey line in the middle, and a yellow pencil icon to the right.



Make the word using playdough to fill the letter shapes:

money

Make the word using letters:

Trace the word:

money



Underline the word:

**We keep our  
money safe  
in a bank.**

Write the word:

Handwriting practice lines consisting of a solid top line, a dashed middle line, and a solid bottom line. A yellow pencil is positioned to the right of the lines.



Make the word using playdough to fill the letter shapes:

Mr

Make the word using letters:

Trace the word:

Mr

Underline the word:

**Mr Kemp  
was the new  
teacher.**

Write the word:

Handwriting practice lines consisting of two sets of three horizontal lines: a solid top line, a dashed middle line, and a solid bottom line. A yellow pencil is positioned at the end of the second set of lines.



Make the word using playdough to fill the letter shapes:

Mrs

Make the word using letters:

Trace the word:

Mrs

Underline the word:

**Mrs Flint  
posted her  
letters.**

Write the word:

\_\_\_\_\_

-----

\_\_\_\_\_

-----



Make the word using playdough to fill the letter shapes:

parents

Make the word using letters:

Trace the word:

parents

Underline the word:

**The parents  
watched the  
school parade.**


Write the word:

\_\_\_\_\_

-----

\_\_\_\_\_

-----



Make the word using playdough to fill the letter shapes:

Christmas

Make the word using letters:

Trace the word:

Christmas 

Write the word:

\_\_\_\_\_

-----

\_\_\_\_\_ 

-----

Underline the word:




**How enormous  
is that  
Christmas tree!**

Make the word using playdough to fill the letter shapes:

everybody

Make the word using letters:

Trace the word:

everybody 

Underline the word:

**Everybody  
smile for the  
camera.**

Write the word:

\_\_\_\_\_

-----

\_\_\_\_\_ 

-----



Make the word using playdough to fill the letter shapes:

even

Make the word using letters:

Trace the word:

even

Underline the word:

**Two is an  
even number.**

Write the word:

Handwriting practice lines consisting of two sets of three horizontal lines: a solid top line, a dashed middle line, and a solid bottom line. A yellow pencil is positioned at the end of the bottom line of the second set.

2